

EANCOM[®] 2002 S3

SLSRPT

Sales data report message

Edition 2016

1. Introduction.....	2
2. Message Structure Chart	3
3. Branching Diagram.....	4
4. Segments Description	7
5. Segments Layout.....	10
6. Example(s)	42

1. Introduction

Status

MESSAGE TYPE : SLSRPT
REFERENCE DIRECTORY : D.01B
EANCOM® SUBSET VERSION : 007

Definition

A message enabling companies to exchange or report electronically, basic sales data related to products or services, including the corresponding location, time period, product identification, pricing and quantity information. It enables the recipient to process the information automatically and use it for production, marketing or statistical purposes.

Principles

The message relates either to a seller (with one or more outlets) and a supplier, headquarters, coordination or distribution centre or from a headquarters, coordination or distribution centre compiling information on its sales outlets and providing the data for statistical analysis to a third party, such as a marketing institute.

It allows the recipient to know for a specific product the:

- Location of the sale
- Period in which it was sold
- Product identification
- Product selling price, quantity and value of the sales
- Additional identification of the products such as promotional flags, product group or family identification and internal identification numbers
- Periodical Turnover of a specified location
- Global specified product sales, i.e. total sales of a product in all locations

Though the message is location driven, it is conceivable that the recipient can process the data to derive information based on other variables such as a specific product and all its related sales locations or weekly turnover category and all the related locations.

Due to the high volume of data that will be usually transmitted in the Sales Data Report message, it is highly recommended to only use codes for products and locations.

Irrespective of the sophistication of the sales data processing and trade partner agreements, the message should never be used to replace business transactions such as Purchase Orders, Delivery Schedules or Inventory Reports.

2. Message Structure Chart

Sales Data Report Heading Section

UNH	1	M	1	- Message header	
BGM	2	M	1	- Beginning of message	
DTM	3	M	5	- Date/time/period	
SG1	+	C	9	- RFF-DTM	
RFF	+	4	M	1	- Reference
DTM	+	5	C	9	- Date/time/period
SG2		M	5	- NAD-SG3-SG4	
NAD	6	M	1	- Name and address	
SG3		C	5	- CTA-COM	
CTA	7	M	1	- Contact information	
COM	8	C	5	- Communication contact	
SG4		C	9	- RFF	
RFF	9	M	1	- Reference	
SG5		C	5	- CUX-DTM	
CUX	10	M	1	- Currencies	
DTM	11	C	5	- Date/time/period	

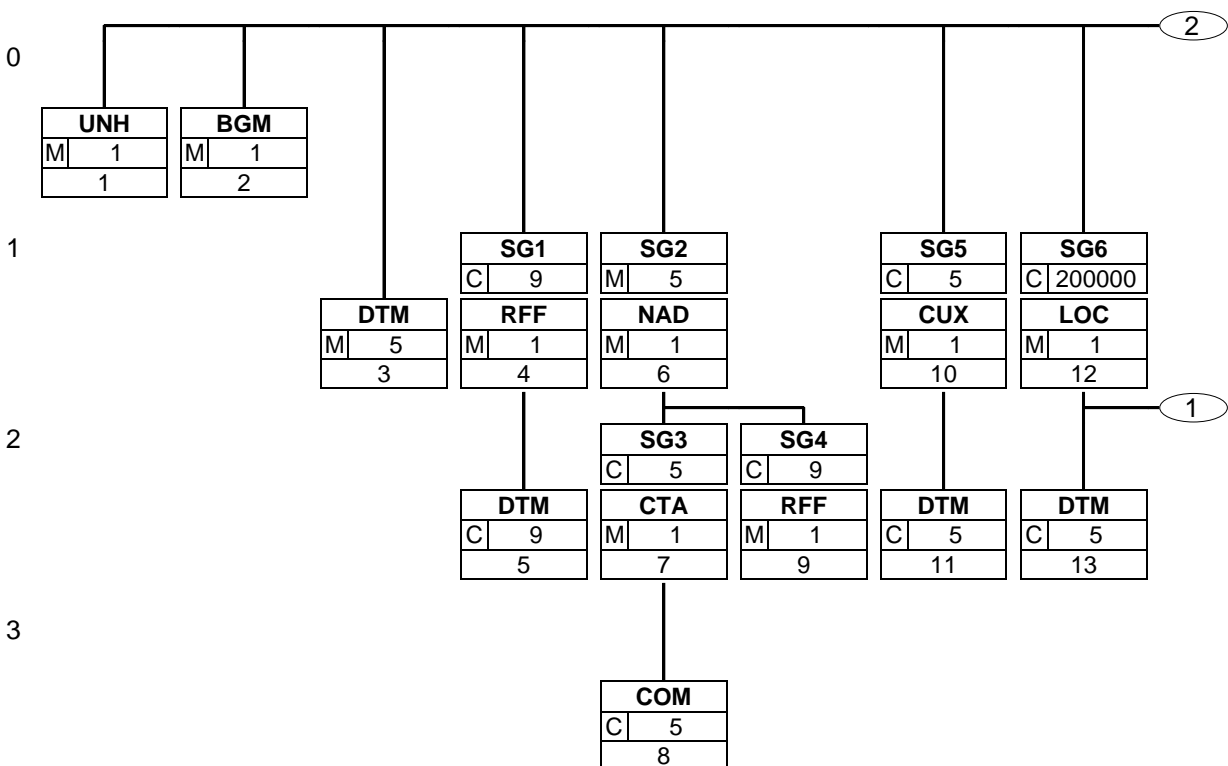
Sales Data Report Detail Section

SG6		C	200000	- LOC-DTM-SG8
LOC	12	M	1	- Place/location identification
DTM	13	C	5	- Date/time/period
SG8 *		C	200000	- LIN-PIA-IMD-RFF-ALI-MOA-SG9-PAI-SG10
LIN	14	M	1	- Line item
PIA	15	C	5	- Additional product id
IMD	16	C	5	- Item description
RFF	17	C	5	- Reference
ALI	18	C	5	- Additional information
MOA	19	C	5	- Monetary amount
SG9 +		C	999	- PRI
PRI	20	M	1	- Price details
PAI +	21	C	9	- Payment instructions
SG10		C	999	- QTY-NAD
QTY	22	M	1	- Quantity
NAD	23	C	1	- Name and address

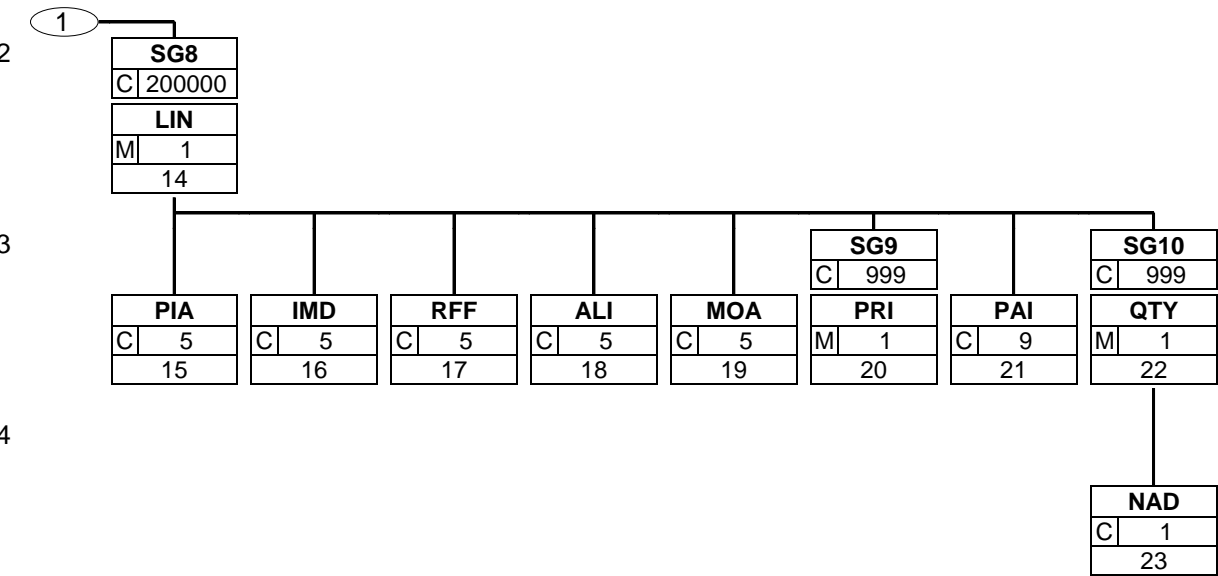
Sales Data Report Summary Section

UNS	24	M	1	- Section control
UNT	25	M	1	- Message trailer

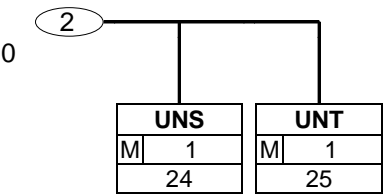
3. Branching Diagram



3. Branching Diagram



3. Branching Diagram



4. Segments Description

Sales Data Report Heading Section

- UNH - M 1 - Message header
This segment is used to head, identify and specify a message.
- BGM - M 1 - Beginning of message
This segment is used to indicate the type and function of a message and to transmit the identifying number.
- DTM - M 5 - Date/time/period
This segment is used to specify the date or period of the sales data report.
- SG1** - C 9 - **RFF-DTM**
A group of segments for giving references and where necessary, their dates, relating to the whole message e.g. contract number.
- RFF - M 1 - Reference
This segment is used to specify references relating to the sales data report. References should normally be given at this point if they apply to all or a majority of the line items.
- DTM - C 9 - Date/time/period
This segment is used to specify dates relating to the references given in the preceding RFF segment.
- SG2** - M 5 - **NAD-SG3-SG4**
A group of segments identifying the parties with associated information.
- NAD - M 1 - Name and address
This segment is used to identify the trading parties involved in the Sales Data Reporting process. Identification of the sender and receiver of the report is mandatory. These parties may be different than those specified in UNB.
- SG3** - C 5 - **CTA-COM**
A group of segments giving contact details of the specific person or department within the party identified in the NAD segment.
- CTA - M 1 - Contact information
This segment is used to identify the department and person within the party specified in the NAD segment.
- COM - C 5 - Communication contact
This segment is used to identify the communications number and the type of communications used for the person or department identified in the CTA segment.
- SG4** - C 9 - **RFF**
A group of segments giving references only relevant to the specified party.
- RFF - M 1 - Reference
This segment is used to specify reference numbers related to the party specified in the previous NAD segment.
- SG5** - C 5 - **CUX-DTM**
A group of segments specifying the currencies and related dates/periods valid for the whole sales data report.
- CUX - M 1 - Currencies
This segment is used to specify the currencies in which the prices in the Sales Data Report are quoted.
- DTM - C 5 - Date/time/period
This segment is used to specify the date on which the rate of exchange was quoted.

Sales Data Report Detail Section

4. Segments Description

SG6	- C	200000	- LOC-DTM-SG8
			A group of segments providing details of the location for which sales are being reported and the period or sub-period during which the sales took place. There must be at least one occurrence of Segment group 6 within a sales data report.
LOC	- M	1	- Place/location identification
			This segment is used to identify the location where the sales took place. The LOC segment is the trigger segment for the Sales Data Report detail section.
DTM	- C	5	- Date/time/period
			This segment is used to indicate the date or period of sale for the items which follow in the LIN sub-group (Group 8). The DTM segment can be used to specify sub-periods such as weekly sales within a monthly Sales Data Report.
SG8	- C	200000	- LIN-PIA-IMD-RFF-ALI-MOA-SG9-PAI-SG10
			A group of segments providing details per location and period of the individual products sold in terms of product family or group, promotional flags, total sale monetary amount and sale price.
LIN	- M	1	- Line item
			This segment is used to identify the product on which the sales data is being reported.
PIA	- C	5	- Additional product id
			This segment is used to specify additional item identification codes such as a buyers, or sellers, item number.
IMD	- C	5	- Item description
			This segment is used to describe the current line item.
RFF	- C	5	- Reference
			This segment is used to specify any references which are applicable to the current line item only.
ALI	- C	5	- Additional information
			This segment is used to specify any special conditions related to the current line item. Any promotions in effect when the product was sold can be specified in this segment.
MOA	- C	5	- Monetary amount
			This segment is used to indicate the value of the sales for the current line item for the period being reported.
SG9	- C	999	- PRI
			A group of segments providing prices per location and period.
PRI	- M	1	- Price details
			This segment is used to indicate the price at which the current line item was sold.
PAI	- C	9	- Payment instructions
			This segment allows the party sending the Sales Data Report to indicate how the payment of the current line item was made.
SG10	- C	999	- QTY-NAD
			A group of segments providing split delivery sales parties and relevant quantities information.
QTY	- M	1	- Quantity
			This segment is used to indicate quantities related to the current line item.
NAD	- C	1	- Name and address
			This segment is used to identify any party related to the sales being reported.

Sales Data Report Summary Section

4. Segments Description

- | | |
|-----------|---|
| UNS - M 1 | - Section control |
| | This segment is used to identify the break between the message detail and message trailer sections. |
| UNT - M 1 | - Message trailer |
| | This segment is a mandatory UN/EDIFACT segment. It must always be the last segment in the message. |

5. Segments Layout

This section describes each segment used in the EANCOM® Sales data report message. The original EDIFACT segment layout is listed. The appropriate comments relevant to the EANCOM® subset are indicated.

Notes:

1. The segments are presented in the sequence in which they appear in the message. The segment or segment group tag is followed by the (M)andatory / (C)onditional indicator, the maximum number of occurrences and the segment description.
2. Reading from left to right, in column one, the data element tags and descriptions are shown, followed by in the second column the EDIFACT status (M or C), the field format, and the picture of the data elements. These first pieces of information constitute the original EDIFACT segment layout.

Following the EDIFACT information, EANCOM® specific information is provided in the third, fourth, and fifth columns. In the third column a status indicator for the use of (C)onditional EDIFACT data elements (see 2.1 through 2.3 below), in the fourth column the restricted indicator (see point 3 on the following page), and in the fifth column notes and code values used for specific data elements in the message.

- 2.1 (M)andatory data elements in EDIFACT segments retain their status in EANCOM®.
- 2.2 Additionally, there are five types of status for data elements with a (C)onditional EDIFACT status, whether for simple, component or composite data elements. These are listed below and can be identified when relevant by the following abbreviations:

- REQUIRED	R	Indicates that the entity is required and must be sent.
- ADVISED	A	Indicates that the entity is advised or recommended.
- DEPENDENT	D	Indicates that the entity must be sent in certain conditions, as defined by the relevant explanatory note.
- OPTIONAL	O	Indicates that the entity is optional and may be sent at the discretion of the user.
- NOT USED	N	Indicates that the entity is not used and should be omitted.

- 2.3 If a composite is flagged as **N, NOT USED**, all data elements within that composite will have blank status indicators assigned to them.
3. Status indicators detailed in the fourth column which directly relate to the code values detailed in the fifth **column** may have two values:

- RESTRICTED	*	A data element marked with an asterisk (*) in the fourth column indicates that the listed codes in column five are the only codes available for use with this data element, in this segment, in this message.
- OPEN		All data elements where coded representation of data is possible and a restricted set of code values is not indicated are open (no asterisk in fourth column). The available codes are listed in the EANCOM® Data Elements and Code Sets Directory. Code values may be given as examples or there may be a note on the format or type of code to be used.

4. Different colours are used for the code values in the segment details: restricted codes are in red and open codes in blue.

5. Segments Layout

Segment number: 1

UNH - M 1 - Message header				
Function: To head, identify and specify a message.				
	EDIFACT	GS1	*	Description
0062 Message reference number	M an..14	M		Senders unique message reference. Sequence numbers of messages in the interchange, DE 0062 in the UNT will have the same value. Generated by the sender.
S009 MESSAGE IDENTIFIER	M	M		
0065 Message type	M an..6	M	*	SLSRPT = Sales data report message
0052 Message version number	M an..3	M	*	D = Draft version/UN/EDIFACT Directory
0054 Message release number	M an..3	M	*	01B = Release 2001 - B
0051 Controlling agency	M an..2	M	*	UN = UN/CEFACT
0057 Association assigned code	C an..6	R	*	EAN007 = GS1 version control number (GS1 Permanent Code) Indicates that the message is an EANCOM version 007 of the Sales Data Report.
0068 Common access reference	C an..35	N		
S010 STATUS OF THE TRANSFER	C	N		
0070 Sequence of transfers	M n..2			
0073 First and last transfer	C a1			
Segment Notes: This segment is used to head, identify and specify a message. DE's 0065, 0052, 0054, and 0051: Indicate that the message is a Sales Data Report based on the EDIFACT D. 01B directory under the control of the United Nations. Example: UNH+ME000001+SLSRPT:D:01B:UN:EAN007'				

5. Segments Layout

Segment number: 2

BGM - M 1 - Beginning of message					
Function:					
To indicate the type and function of a message and to transmit the identifying number.					
		EDIFACT	GS1	*	Description
C002	DOCUMENT/MESSAGE NAME	C	R		
1001	Document name code	C an..3	R	*	73E = Sales data report (GS1 Temporary Code)
1131	Code list identification code	C an..17	N		
3055	Code list responsible agency code	C an..3	R	*	9 = GS1
1000	Document name	C an..35	O		
C106	DOCUMENT/MESSAGE IDENTIFICATION	C	R		
1004	Document identifier	C an..35	R		Sales Data Report number assigned by the document sender. For global unique identification of documents Global Document Type Identifier (GDTI) is available.
1056	Version identifier	C an..9	N		
1060	Revision identifier	C an..6	N		

5. Segments Layout

1225	Message function code	C an..3	R	*	<p>1 = Cancellation 2 = Addition 5 = Replace 6 = Confirmation 9 = Original 31 = Copy</p> <p>The message function, coded is a critical data element in this segment. It applies to all data indicated in the message. The following definitions apply for the restricted codes:</p> <p>1 = Cancellation - This code is used to cancel a previously sent Sales Data Report. Only the mandatory segments in the message need to be re-transmitted and at least two repetitions of the NAD segment identifying the sender and receiver of the message. The number of the Sales Data Report being cancelled should be specified in the RFF segment.</p> <p>2 = Addition -This code is used to indicate the addition of sales for products which were omitted in error in the original transmission of the message. The original sales report number to which data is being added must be respecified in DE 1004 and only the added products need to be transmitted.</p> <p>5 = Replace - This code is used to cancel and replace a previously sent Sales Data Report with data transmitted in the current message. The Sales Data Report number in this segment will provide a new reference for the report replacing a previous transmission. The RFF-DTM segment group (Group 01) will refer to the Sales Data Report which is being cancelled.</p> <p>6 = Confirmation - This code is used to re-submit or re-send a copy of a previously sent Sales Data Report, for confirmation purposes. The Sales Data</p>
------	-----------------------	---------	---	---	---

5. Segments Layout

Segment number: 2

	EDIFACT	GS1	*	Description
				Report number and date will be the same as those used for the previous message being confirmed. DE 0062 in the UNH segment can be used to identify the last valid version of the message. 9 = Original - An original transmission of a sales data report. 31 = Copy - A copy of an sales data report for a third party for information purposes.
4343 Response type code	C an..3	N		
<p>Segment Notes:</p> <p>This segment is used to indicate the type and function of a message and to transmit the identifying number. All references other than the document number DE 1004 are in the RFF segment (segment group 1).</p> <p>Example: BGM+73E::9+SDR1568+9'</p>				

5. Segments Layout

Segment number: 3

DTM - M 5 - Date/time/period					Description
Function:		EDIFACT	GS1	*	
To specify date, and/or time, or period.					
C507	DATE/TIME/PERIOD	M	M		
2005	Date or time or period function code qualifier	Man..3	M	*	90 = Report start date 91 = Report end date 137 = Document/message date/time 356 = Sales date, and or time, and or period
2380	Date or time or period value	C an..35	R		
2379	Date or time or period format code	C an..3	R		102 = CCYYMMDD 203 = CCYYMMDDHHMM 718 = CCYYMMDD-CCYYMMDD
<p>Segment Notes:</p> <p>This segment is used to specify the date or period of the sales data report.</p> <p>DE 2005: Identification of the 'Document/message date/time' (code value 137) is mandatory in an EANCOM message.</p> <p>Example:</p> <p>DTM+137:20021105:102'</p> <p>The sales data report is dated the 5th November 2002.</p> <p>DTM+356:2002100120021031:718'</p> <p>The period in which the sales took place is between the 1st October 2002 and the 31st October 2002.</p>					

5. Segments Layout

Segment number: 4

SG1 - C 9 - RFF-DTM				
RFF - M 1 - Reference				
Function: To specify a reference.				
	EDIFACT	GS1	*	Description
C506 REFERENCE	M	M		
1153 Reference code qualifier	Man..3	M		ALR = Sales forecast number ALS = Sales report number CT = Contract number
1154 Reference identifier	C an..70	R		
1156 Document line identifier	C an..6	N		
4000 Reference version identifier	C an..35	N		
1060 Revision identifier	C an..6	N		
Segment Notes: This segment is used to specify references relating to the sales data report. References should normally be given at this point if they apply to all or a majority of the line items. Example: RFF+CT:674430' RFF+ALS:SDR5421'				

5. Segments Layout

Segment number: 5

SG1		- C	9 - RFF-DTM		
DTM		- C	9 - Date/time/period		
Function:					
To specify date, and/or time, or period.					
		EDIFACT	GS1	*	Description
C507	DATE/TIME/PERIOD	M	M		
2005	Date or time or period function code qualifier	M an..3	M	*	171 = Reference date/time
2380	Date or time or period value	C an..35	R		
2379	Date or time or period format code	C an..3	R		102 = CCYYMMDD
Segment Notes:					
This segment is used to specify dates relating to the references given in the preceding RFF segment.					
Example:					
DTM+171:20021025:102'					

5. Segments Layout

Segment number: 6

SG2	- M	5 - NAD-SG3-SG4			
NAD	- M	1 - Name and address			
Function:					
To specify the name/address and their related function, either by C082 only and/or unstructured by C058 or structured by C080 thru 3207.					
		EDIFACT	GS1	*	Description
3035	Party function code qualifier	M an..3	M		CO = Corporate office FR = Message from MR = Message recipient SE = Seller SN = Store number SR = Supplier's agent/representative SU = Supplier
C082	PARTY IDENTIFICATION DETAILS	C	A		
3039	Party identifier	M an..35	M		For the identification of parties it is recommended to use GLN - Format n13.
1131	Code list identification code	C an..17	N		
3055	Code list responsible agency code	C an..3	R	*	9 = GS1
C058	NAME AND ADDRESS	C	O		This composite may only be used to fulfill the requirements of directive 2003/58/EC, article 4.
3124	Name and address description	M an..35	M		
3124	Name and address description	C an..35	O		
3124	Name and address description	C an..35	O		
3124	Name and address description	C an..35	O		
3124	Name and address description	C an..35	O		
C080	PARTY NAME	C	D		
3036	Party name	M an..35	M		Party Name in clear text.
3036	Party name	C an..35	O		
3036	Party name	C an..35	O		
3036	Party name	C an..35	O		
3036	Party name	C an..35	O		
3045	Party name format code	C an..3	O		
C059	STREET	C	D		
3042	Street and number or post office box identifier	M an..35	M		Building Name/Number and Street Name
3042	Street and number or post office box identifier	C an..35	O		
3042	Street and number or post office box identifier	C an..35	O		
3042	Street and number or post office box identifier	C an..35	O		
3164	City name	C an..35	D		City/Town name, clear text.
C819	COUNTRY SUB-ENTITY DETAILS	C	D		

5. Segments Layout

Segment number: 6

		EDIFACT	GS1	*	Description
3229	Country sub-entity name code	C an..9	O		
1131	Code list identification code	C an..17	O		
3055	Code list responsible agency code	C an..3	O		
3228	Country sub-entity name	C an..70	O		County/State, clear text.
3251	Postal identification code	C an..17	D		Postal Code.
3207	Country name code	C an..3	D		ISO 3166 two alpha code

Segment Notes:

This segment is used to identify the trading parties involved in the Sales Data Reporting process. Identification of the sender and receiver of the report is mandatory. These parties may be different than those specified in UNB.

Example:

NAD+SE+5456789000013::9'

NAD+CO+5412345000020::9'

NAD+SU+7591234123458::9'

Dependency Notes:

The following composites and data elements are only used when a coded name and address can not be used.

The affected composites and data elements are as follows:

C080 - C059 - 3164 - C819 - 3251 - 3207

5. Segments Layout

Segment number: 7

SG2	- M	5 - NAD-SG3-SG4
SG3	- C	5 - CTA-COM
CTA	- M	1 - Contact information

Function:

To identify a person or a department to whom communication should be directed.

		EDIFACT	GS1	*	Description
3139	Contact function code	C an..3	R		SA = Sales administration SR = Sales representative or department
C056	DEPARTMENT OR EMPLOYEE DETAILS	C	O		
3413	Department or employee name code	C an..17	O		
3412	Department or employee name	C an..35	O		

Segment Notes:

This segment is used to identify the department and person within the party specified in the NAD segment.
The Global Location Number GLN - Format n13 - is particularly suitable for this purpose.

Example:

CTA+SA+:R BOSQUET'

5. Segments Layout

Segment number: 8

SG2	- M	5 - NAD-SG3-SG4
SG3	- C	5 - CTA-COM
COM	- C	5 - Communication contact

Function:
To identify a communication number of a department or a person to whom communication should be directed.

		EDIFACT	GS1	*	Description
C076	COMMUNICATION CONTACT	M	M		
3148	Communication address identifier	Man..512	M		
3155	Communication address code qualifier	Man..3	M		EM = Electronic mail TE = Telephone AO = Uniform Resource Location (URL)

Segment Notes:

This segment is used to identify the communications number and the type of communications used for the person or department identified in the CTA segment.

Example:
COM+004481754565:FX'

5. Segments Layout

Segment number: 9

SG2	- M	5 - NAD-SG3-SG4			
SG4	- C	9 - RFF			
RFF	- M	1 - Reference			
Function:					
To specify a reference.					
	EDIFACT	GS1	*	Description	
C506	REFERENCE	M	M		
1153	Reference code qualifier	M an..3	M	*	ADE = Account number YC1 = Additional party identification (GS1 Temporary Code) FC = Fiscal number GN = Government reference number IA = Internal vendor number IT = Internal customer number TL = Tax exemption licence number VA = VAT registration number
1154	Reference identifier	C an..70	R		
1156	Document line identifier	C an..6	N		
4000	Reference version identifier	C an..35	N		
1060	Revision identifier	C an..6	N		
Segment Notes:					
This segment is used to specify reference numbers related to the party specified in the previous NAD segment.					
Example:					
RFF+VA:87765432'					

5. Segments Layout

Segment number: 10

SG5 - C 5 - CUX-DTM CUX - M 1 - Currencies				
Function: To specify currencies used in the transaction and relevant details for the rate of exchange.				
	EDIFACT	GS1	*	Description
C504 CURRENCY DETAILS	C	R		
6347 Currency usage code qualifier	Man..3	M	*	2 = Reference currency
6345 Currency identification code	C an..3	R		ISO 4217 three alpha code
6343 Currency type code qualifier	C an..3	R		9 = Order currency 10 = Pricing currency 11 = Payment currency
6348 Currency rate value	C n..4	N		
C504 CURRENCY DETAILS	C	D		The second occurrence of this composite is only used if a target currency is being specified.
6347 Currency usage code qualifier	Man..3	M	*	3 = Target currency
6345 Currency identification code	C an..3	R		ISO 4217 three alpha code
6343 Currency type code qualifier	C an..3	R		9 = Order currency 10 = Pricing currency 11 = Payment currency
6348 Currency rate value	C n..4	O		
5402 Currency exchange rate	C n..12	D		The rate of exchange which applies to the currency. The rate of exchange is only used if a target currency has been identified in the second occurrence of C504.
6341 Exchange rate currency market identifier	C an..3	N		
Segment Notes: This segment is used to specify the currencies in which the prices in the Sales Data Report are quoted. The CUX segment is mandatory for international exchange. When specifying Reference and Target Currencies for international trade, one occurrence of CUX is all that is required. The reference currency is identified in the first occurrence of the composite C504, with the target currency specified in the second occurrence of C504. The rate of exchange between the two is detailed in the DE 5402. The general rule for calculating rate of exchange is as follows: Reference Currency multiplied by Rate = Target Currency. Example: CUX+2:EUR:10' CUX+2:EUR:10+3:USD:11+0.90243'				

5. Segments Layout

Segment number: 11

SG5		- C	5 - CUX-DTM		
DTM		- C	5 - Date/time/period		
Function:					
To specify date, and/or time, or period.					
		EDIFACT	GS1	*	Description
C507	DATE/TIME/PERIOD	M	M		
2005	Date or time or period function code qualifier	M an..3	M	*	134 = Rate of exchange date/time
2380	Date or time or period value	C an..35	R		
2379	Date or time or period format code	C an..3	R		102 = CCYYMMDD 203 = CCYYMMDDHHMM 718 = CCYYMMDD-CCYYMMDD
Segment Notes:					
This segment is used to specify the date on which the rate of exchange was quoted.					
Example:					
DTM+134:20020901:102'					

5. Segments Layout

Segment number: 12

SG6 - C 200000 - LOC-DTM-SG8				
LOC - M 1 - Place/location identification				
Function:				
To identify a place or a location and/or related locations.				
		EDIFACT	GS1	* Description
3227	Location function code qualifier	M an..3	M	162 = Place or location of sale
C517	LOCATION IDENTIFICATION	C	A	
3225	Location name code	C an..25	A	For identification of locations it is recommended to use GLN - Format n13.
1131	Code list identification code	C an..17	O	
3055	Code list responsible agency code	C an..3	D	9 = GS1 DE 3055 must be used if DE 3225 is used and does not contain an UN/LOCODE.
3224	Location name	C an..256	O	
C519	RELATED LOCATION ONE IDENTIFICATION	C	N	
3223	First related location name code	C an..25		
1131	Code list identification code	C an..17		
3055	Code list responsible agency code	C an..3		
3222	First related location name	C an..70		
C553	RELATED LOCATION TWO IDENTIFICATION	C	N	
3233	Second related location name code	C an..25		
1131	Code list identification code	C an..17		
3055	Code list responsible agency code	C an..3		
3232	Second related location name	C an..70		
5479	Relation code	C an..3	N	
Segment Notes:				
This segment is used to identify the location where the sales took place. The LOC segment is the trigger segment for the Sales Data Report detail section.				
Example:				
LOC+162+5412345000013::9'				

5. Segments Layout

Segment number: 13

SG6 - C 200000 - LOC-DTM-SG8					
DTM - C 5 - Date/time/period					
Function: To specify date, and/or time, or period.					
		EDIFACT	GS1	*	Description
C507	DATE/TIME/PERIOD	M	M		
2005	Date or time or period function code qualifier	Man..3	M	*	90 = Report start date 91 = Report end date 356 = Sales date, and or time, and or period
2380	Date or time or period value	C an..35	R		
2379	Date or time or period format code	C an..3	R		102 = CCYYMMDD 203 = CCYYMMDDHHMM 718 = CCYYMMDD-CCYYMMDD
<p>Segment Notes:</p> <p>This segment is used to indicate the date or period of sale for the items which follow in the LIN sub-group (Group 8). The DTM segment can be used to specify sub-periods such as weekly sales within a monthly Sales Data Report.</p> <p>This segment is not required if the date or period being identified here is the same as the date or period identified at heading level.</p> <p>Example: DTM+356:20021031:102' The sales for the current line item took place on the 31st October 2002.</p> <p>DTM+356:2002100120021031:718' The period of time during which the sales for the current line item took place is from the 1st October 2002 to the 31st October 2002.</p>					

5. Segments Layout

Segment number: 14

SG6	- C	200000 - LOC-DTM-SG8			
SG8	- C	200000 - LIN-PIA-IMD-RFF-ALI-MOA-SG9-PAI-SG10			
LIN	- M	1 - Line item			
Function:					
To identify a line item and configuration.					
	EDIFACT	GS1	*	Description	
1082	Line item identifier	C an..6	R	Application generated number of the item lines within the Sales Data Report.	
1229	Action request/notification description code	C an..3	N		
C212	ITEM NUMBER IDENTIFICATION	C	D	This composite is only used for the identification of GTIN's. If another coding structure is required, e.g. HIBC, then this composite will not be used and the code will be detailed in the PIA segment.	
7140	Item identifier	C an..35	R	Format n..14 GTIN This is the number of the article whose sales are being reported.	
7143	Item type identification code	C an..3	R	*	SRV = GS1 Global Trade Item Number
1131	Code list identification code	C an..17	N		
3055	Code list responsible agency code	C an..3	N		
C829	SUB-LINE INFORMATION	C	D		
5495	Sub-line indicator code	C an..3	R	*	1 = Sub-line information
1082	Line item identifier	C an..6	R		
1222	Configuration level number	C n..2	N		
7083	Configuration operation code	C an..3	N		
Segment Notes:					
This segment is used to identify the product on which the sales data is being reported.					
If Global Trade Item Numbers are available it is mandatory to use GTIN within the LIN segment.					
The segment group triggered by the LIN segment (Group 8) is used to provide relevant information for the products sold in terms of product identification, price, quantity, and, total value of sales.					
Example:					
LIN+1++3323456007803:SRV'					
Dependency Notes:					
C829 is only used when sub-lines are required.					
FOR A MORE COMPLETE DESCRIPTION ON THE USAGE OF SUB-LINES PLEASE REFER TO PART I, SECTION 4.10.					

5. Segments Layout

Segment number: 15

SG6	- C	200000 - LOC-DTM-SG8			
SG8	- C	200000 - LIN-PIA-IMD-RFF-ALI-MOA-SG9-PAI-SG10			
PIA	- C	5 - Additional product id			
Function:					
To specify additional or substitutional item identification codes.					
		EDIFACT	GS1	*	Description
4347	Product identifier code qualifier	M an..3	M	*	1 = Additional identification 5 = Product identification Product Id function has the following restricted coded function: 1 - Additional Identification - To provide an additional identity for the product identified in the LIN segment. The additional identification can consist of: A supplemental identification which provides more information complementary to the main GTIN provided in the LIN segment, e.g., a batch number, promotional variant number, product group number, etc. An alternative identification which may be used instead of the main GTIN provided in the LIN segment, e.g., a buyers article number, an HIBC code, etc. 5 - Product Identification - To provide the primary product identification code when no GTIN has been provided in the LIN segment.
C212	ITEM NUMBER IDENTIFICATION	M	M		
7140	Item identifier	C an..35	R		
7143	Item type identification code	C an..3	R		IN = Buyer's item number PV = Promotional variant number SA = Supplier's article number
1131	Code list identification code	C an..17	O		
3055	Code list responsible agency code	C an..3	D		9 = GS1 91 = Assigned by supplier or supplier's agent 92 = Assigned by buyer or buyer's agent
C212	ITEM NUMBER IDENTIFICATION	C	O		
7140	Item identifier	C an..35	R		
7143	Item type identification code	C an..3	R		
1131	Code list identification code	C an..17	O		
3055	Code list responsible agency code	C an..3	D		
C212	ITEM NUMBER IDENTIFICATION	C	O		
7140	Item identifier	C an..35	R		
7143	Item type identification code	C an..3	R		
1131	Code list identification code	C an..17	O		
3055	Code list responsible agency code	C an..3	D		

5. Segments Layout

ITEM NUMBER				
-------------	--	--	--	--

5. Segments Layout

Segment number: 15

		EDIFACT	GS1	*	Description
C212	IDENTIFICATION	C	O		
7140	Item identifier	C an..35	R		
7143	Item type identification code	C an..3	R		
1131	Code list identification code	C an..17	O		
3055	Code list responsible agency code	C an..3	D		
C212	ITEM NUMBER IDENTIFICATION	C	O		
7140	Item identifier	C an..35	R		
7143	Item type identification code	C an..3	R		
1131	Code list identification code	C an..17	O		
3055	Code list responsible agency code	C an..3	D		

Segment Notes:

This segment is used to specify additional item identification codes such as a buyers, or sellers, item number.

Example:

PIA+1+AEX5421:IN'

In this example the PIA segment is used to provide an additional identification to the GTIN provided in the LIN segment. The GTIN 3323456007803 provided in the LIN segment refers to the internal buyer's item number AEX5421.

PIA+5+2209953C001L:AC'

This example details the HIBC code 2209953C001L which is provided as the primary product code because no GTIN was provided in the LIN segment.

5. Segments Layout

Segment number: 16

SG6	- C	200000 - LOC-DTM-SG8			
SG8	- C	200000 - LIN-PIA-IMD-RFF-ALI-MOA-SG9-PAI-SG10			
IMD	- C	5 - Item description			
Function:					
To describe an item in either an industry or free format.					
	EDIFACT	GS1	*	Description	
7077	Description format code	C an..3	O	*	C = Code (from industry code list) B = Code and text D = Free-form price look up E = Free-form short description F = Free-form S = Structured (from industry code list)
C272	ITEM CHARACTERISTIC	C	O		
7081	Item characteristic code	C an..3	R		
1131	Code list identification code	C an..17	O		
3055	Code list responsible agency code	C an..3	D	*	9 = GS1 Must be used if DE7081 contains an GS1 code.
C273	ITEM DESCRIPTION	C	A		
7009	Item description code	C an..17	O		CU = Consumer unit (GS1 Permanent Code) DU = Despatch unit (GS1 Permanent Code) TU = Traded unit (GS1 Permanent Code) VQ = Variable quantity product (GS1 Permanent Code)
1131	Code list identification code	C an..17	O		
3055	Code list responsible agency code	C an..3	D		9 = GS1 91 = Assigned by supplier or supplier's agent 92 = Assigned by buyer or buyer's agent
7008	Item description	C an..256	O		
7008	Item description	C an..256	O		
3453	Language name code	C an..3	O		
7383	Surface or layer code	C an..3	N		
Segment Notes:					
This segment is used to describe the current line item.					
It is recommended that this segment only be used for coded descriptions. Data element 7008 in clear text should only be used when no product code is available or when free-form descriptions are required by the trading partners.					
Example:					
IMD+C++CU::9'					
IMD+F++:::CORN CRUNCHIES:CASE'					

5. Segments Layout

Segment number: 17

SG6	- C	200000 - LOC-DTM-SG8
SG8	- C	200000 - LIN-PIA-IMD-RFF-ALI-MOA-SG9-PAI-SG10
RFF	- C	5 - Reference

Function:
To specify a reference.

		EDIFACT	GS1	*	Description
C506	REFERENCE	M	M		
1153	Reference code qualifier	M an..3	M		CT = Contract number PL = Price list number
1154	Reference identifier	C an..70	R		
1156	Document line identifier	C an..6	N		
4000	Reference version identifier	C an..35	N		
1060	Revision identifier	C an..6	N		

Segment Notes:

This segment is used to specify any references which are applicable to the current line item only.

Example:
RFF+PL:658221'

5. Segments Layout

Segment number: 18

SG6	- C	200000 - LOC-DTM-SG8
SG8	- C	200000 - LIN-PIA-IMD-RFF-ALI-MOA-SG9-PAI-SG10
ALI	- C	5 - Additional information

Function:

To indicate that special conditions due to the origin, customs preference, fiscal or commercial factors are applicable.

		EDIFACT	GS1	*	Description
3239	Country of origin name code	C an..3	O		Use ISO 3166 two alpha country code.
9213	Duty regime type code	C an..3	O		
4183	Special condition code	C an..3	O		96 = Promotional advertising 97 = Promotional price 98 = Promotional shelf display If multiple promotions were in effect at the time the product was sold, then each promotion type can be specified using the up to 5 repeats of the data element within the segment.
4183	Special condition code	C an..3	O		
4183	Special condition code	C an..3	O		
4183	Special condition code	C an..3	O		
4183	Special condition code	C an..3	O		

Segment Notes:

This segment is used to specify any special conditions related to the current line item. Any promotions in effect when the product was sold can be specified in this segment.

Example:

ALI+++97'

5. Segments Layout

Segment number: 19

SG6	- C	200000 - LOC-DTM-SG8
SG8	- C	200000 - LIN-PIA-IMD-RFF-ALI-MOA-SG9-PAI-SG10
MOA	- C	5 - Monetary amount

Function:
To specify a monetary amount.

	EDIFACT	GS1	*	Description
C516	MONETARY AMOUNT	M	M	
5025	Monetary amount type code qualifier	M an..3	M	203 = Line item amount
5004	Monetary amount	C n..35	R	
6345	Currency identification code	C an..3	N	
6343	Currency type code qualifier	C an..3	N	
4405	Status description code	C an..3	N	

Segment Notes:

This segment is used to indicate the value of the sales for the current line item for the period being reported.

Example:
MOA+203:12500'

5. Segments Layout

Segment number: 20

SG6	- C	200000 - LOC-DTM-SG8
SG8	- C	200000 - LIN-PIA-IMD-RFF-ALI-MOA-SG9-PAI-SG10
SG9	- C	999 - PRI
PRI	- M	1 - Price details

Function:

To specify price information.

		EDIFACT	GS1	*	Description
C509	PRICE INFORMATION	C	R		
5125	Price code qualifier	M an..3	M		AAA = Calculation net AAB = Calculation gross AAE = Information price, excluding allowances or charges, including taxes AAF = Information price, excluding allowances or charges and taxes CAL = Calculation price
5118	Price amount	C n..15	R		
5375	Price type code	C an..3	O		CT = Contract CA = Catalogue
5387	Price specification code	C an..3	O		NTP = Net unit price
5284	Unit price basis value	C n..9	D		
6411	Measurement unit code	C an..3	D		KGM = kilogram
5213	Sub-line item price change operation code	C an..3	N		

Segment Notes:

This segment is used to indicate the price at which the current line item was sold.

Example:

PRI+AAA:1500:CA:NTP'

Dependency Notes:

Data elements 5284 and 6411 are used when a product is a variable quantity product, e.g. price per 200 kilos, or when the unit of measure for purchasing, delivery, and invoicing are different for a product, e.g. sugar is not a variable quantity product but ordered and delivered in packs, and invoiced in kilos or tonnes.

5. Segments Layout

Segment number: 21

SG6	- C	200000 - LOC-DTM-SG8
SG8	- C	200000 - LIN-PIA-IMD-RFF-ALI-MOA-SG9-PAI-SG10
PAI	- C	9 - Payment instructions

Function:

To specify the instructions for payment.

		EDIFACT	GS1	*	Description
C534	PAYMENT INSTRUCTION DETAILS	M	M		
4439	Payment conditions code	C an..3	O		
4431	Payment guarantee means code	C an..3	O		
4461	Payment means code	C an..3	O		10 = In cash
1131	Code list identification code	C an..17	O		
3055	Code list responsible agency code	C an..3	D		9 = GS1 DE 3055 must be used if any (one or more) of the data elements DE 4439, DE 4431, DE 4461 and DE 4435 are used and do not contain a UN/EDIFACT code.
4435	Payment channel code	C an..3	O		

Segment Notes:

This segment allows the party sending the Sales Data Report to indicate how the payment of the current line item was made.

Example:

PAI+::10'

5. Segments Layout

Segment number: 22

SG6	- C	200000 - LOC-DTM-SG8			
SG8	- C	200000 - LIN-PIA-IMD-RFF-ALI-MOA-SG9-PAI-SG10			
SG10	- C	999 - QTY-NAD			
QTY	- M	1 - Quantity			
Function:					
To specify a pertinent quantity.					
	EDIFACT	GS1	*	Description	
C186	QUANTITY DETAILS	M	M		
6063	Quantity type code qualifier	Man..3	M	*	26 = Promotion quantity 61 = Return quantity 145 = Actual stock 153 = Statistical sales quantity 210 = Returned by consumer quantity 32E = Consolidated discount stock (GS1 Temporary Code) 243 = Reserved quantity customer direct delivery sales 244 = Reserved quantity retail sales 217 = Out of inventory quantity
6060	Quantity	Man..35	M		
6411	Measurement unit code	C an..3	D		This DE is only used if the product being reported upon is of variable quantity.
Segment Notes:					
This segment is used to indicate quantities related to the current line item.					
Example:					
QTY+153:140'					

5. Segments Layout

Segment number: 23

SG6	- C	200000 - LOC-DTM-SG8			
SG8	- C	200000 - LIN-PIA-IMD-RFF-ALI-MOA-SG9-PAI-SG10			
SG10	- C	999 - QTY-NAD			
NAD	- C	1 - Name and address			
Function:					
To specify the name/address and their related function, either by C082 only and/or unstructured by C058 or structured by C080 thru 3207.					
		EDIFACT	GS1	*	Description
3035	Party function code qualifier	M an..3	M	*	SA = Sales person number (GS1 Temporary Code) UD = Ultimate customer X47 = Cash register number (GS1 Temporary Code) SA = Sales person number (GS1 Temporary Code)
C082	PARTY IDENTIFICATION DETAILS	C	A		
3039	Party identifier	M an..35	M		For identification of parties it is recommended to use GLN - Format n13.
1131	Code list identification code	C an..17	N		
3055	Code list responsible agency code	C an..3	R	*	9 = GS1 91 = Assigned by supplier or supplier's agent 92 = Assigned by buyer or buyer's agent
C058	NAME AND ADDRESS	C	O		This composite may only be used to fulfill the requirements of directive 2003/58/EC, article 4.
3124	Name and address description	M an..35	M		
3124	Name and address description	C an..35	O		
3124	Name and address description	C an..35	O		
3124	Name and address description	C an..35	O		
3124	Name and address description	C an..35	O		
C080	PARTY NAME	C	D		
3036	Party name	M an..35	M		Party Name in clear text.
3036	Party name	C an..35	O		
3036	Party name	C an..35	O		
3036	Party name	C an..35	O		
3036	Party name	C an..35	O		
3045	Party name format code	C an..3	O		
C059	STREET	C	D		
3042	Street and number or post office box identifier	M an..35	M		Building Name/Number and Street
3042	Street and number or post office box identifier	C an..35	O		Name and/or P.O. Box.
3042	Street and number or post office box identifier	C an..35	O		
3042	Street and number or post office box identifier	C an..35	O		

5. Segments Layout

Segment number: 23

		EDIFACT	GS1	*	Description
3164	City name	C an..35	D		City/Town name, clear text
C819	COUNTRY SUB-ENTITY DETAILS	C	D		
3229	Country sub-entity name code	C an..9	O		
1131	Code list identification code	C an..17	O		
3055	Code list responsible agency code	C an..3	O		
3228	Country sub-entity name	C an..70	O		County/State, clear text.
3251	Postal identification code	C an..17	D		Postal Code
3207	Country name code	C an..3	D		ISO 3166 two alpha code

Segment Notes:

This segment is used to identify any party related to the sales being reported.

Example:

NAD+SA+5456789000010::9'

Dependency Notes:

The following composites and data elements are only used when a coded name and address can not be used.

The affected composites and data elements are as follows:

C080 - C059 - 3164 - C819 - 3251 - 3207

5. Segments Layout

Segment number: 24

UNS - M 1 - Section control				
Function: To separate header, detail and summary sections of a message.				
Notes: 1. To be used by message designers when required to avoid ambiguities. Mandatory only if specified for the type of message concerned.				
	EDIFACT	GS1	*	Description
0081 Section identification	M a l	M	*	S = Detail/summary section separation
Segment Notes: This segment is used to identify the break between the message detail and message trailer sections.				
Example: UNS+S'				

5. Segments Layout

Segment number: 25

UNT - M 1 - Message trailer				
Function: To end and check the completeness of a message.				
	EDIFACT	GS1	*	Description
0074	Number of segments in the message	M n..6	M	The total number of segments in the message is detailed here.
0062	Message reference number	M an..14	M	The message reference numbered detailed here should equal the one specified in the UNH segment.
Segment Notes: This segment is a mandatory UN/EDIFACT segment. It must always be the last segment in the message. Example: UNT+27+ME000001'				

6. Examples

The following is an example of a Sales Data Report between a seller identified by GLN 5456789000017 and a supplier identified by GLN 3323456007896. In the following example the seller is reporting the weekly sales for the period 1st October 2002 to 31st October 2002 for one of the sellers products in three different locations (sales outlets). The week being reported on in the three locations is the 4th October 2002 to the 10th October 2002.

The Sales Data Report was generated on the 5th November 2002 and has a reference number of SDR1568. The sellers three sales outlets are identified by the location numbers, 5456789000024, 5456789000031, and 5456789000048.

The suppliers product is identified with GTIN 5412345000105. For each of the sales outlets identified in LOC, the seller provides the identification of the item sold, the quantity sold, the selling price, and, the total value of the sales.

UNH+ME000001+SLSRPT:D:01B:UN:EAN007'	Message header
BGM+73E::9+SDR1568+9'	Sales report number SDR1568
DTM+137:20021105:102'	Message date 5th of November 2002
DTM+356:2002100120021031:718'	Sales period from 1st to 31st of October 2002
NAD+SE+5456789000017::9'	Seller identified by GTIN 5456789000017
NAD+SU+3323456007896::9'	Supplier identified by GLN 3323456007896
CUX+2:EUR:10'	Pricing currency for the report is Euros (EUR)
LOC+162+5456789000024::9'	First place of sale is identified using GLN 5456789000024
DTM+356:2002100420021010:718'	Sales period for this location is from the 4th to the 10th of October 2002
LIN+1++5412345000105:SRV'	First product for which sales data is being reported is identified by GTIN 5412345000105
MOA+203:210000'	The value of the reported sales is 210000 EUR
PRI+AAA:1500:CA:RTP'	The net calculation retail price for the item is 1500 EUR
QTY+153:140'	The quantity sold is 140 units
LOC+162+5456789000031::9'	Second place of sale is identified using GLN 5456789000031
DTM+356:2002100420021010:718'	Sales period for this location is from the 4th to the 10th of October 2002
LIN+2++5412345000105:SRV'	Second product for which sales data is being reported is identified by GTIN 5412345000105
MOA+203:63000'	The value of the reported sales is 63000 EUR
PRI+AAA:1500:CA:RTP'	The net calculation retail price for the item is 1500 EUR
QTY+153:42'	The quantity sold is 42 units
LOC+162+5456789000048::9'	Third place of sale is identified using GLN 5456789000048
DTM+356:2002100420021010:718'	Sales period for this location is from the 4th to the 10th of October 2002

6. Examples

LIN+3++5412345000105:SRV'	Third product for which sales data is being reported is identified by GTIN 5412345000105
MOA+203:172500'	The value of the reported sales is 172500 EUR
PRI+AAA:1500:CA:RTP'	The net calculation retail price for the item is 1500 EUR
QTY+153:115'	The quantity sold is 115 units
UNS+S'	To separate the detail section from the summary section
UNT+27+ME000001'	Total number of segments in the message equals 27

Note:

The EDI interchange will include the UNB..UNZ segments and if applicable, the UNG..UNE segments. (see part I, section 5.7).